




Westfield Nursery School March Home learning Activities

World Maths Day: 03.03.21



Can you make a pattern?

You will need:

- Lego
- Lego pattern provided at the end of the home learning

Method

1. Use Lego blocks to match the pattern on the sheet provided.
2. Have a go at creating your own patterns.
3. Take a picture and send it to either class email or Westfield Facebook.
4. Have a go at counting how many bricks you have.

Links to the Early Years Foundation Stage

Maths: Number

22-36 months:

- Recites some number names in sequence.

30-50 months:

- Shows an interest in representing numbers.
- Knows that numbers identify how many objects are in a set.

40-60 months:

- Counts up to three or four objects by saying one number name for each item.

Maths: Shape, Space and Measure

22-36:

- Notices simple shapes and patterns in pictures.
- Beginning to categorise objects according to properties such as shape or size.

30-50:

- Shows an interest in shape and space by playing with shapes or making arrangements with objects.

40-60:

- Uses familiar objects and common shapes to create and recreate patterns and build models.

Communication and Language: Speaking

22-36 months:

- Uses language as a powerful means of widening contacts, sharing feelings, experiences and thoughts.

30-50 months:

- Beginning to use more complex sentences to link thoughts (e.g. using and, because).



Westfield Nursery School March Home learning Activities

World Wildlife Day: 03.03.21

Nature Scavenger Hunt

Go for a walk. Tick off if you see any of the items on the list. You could even do this in the garden or park if you wish. We would love to see any pictures you may take. Please send them to your class' emails.



Links to Early Years Foundation Stage

Understanding of the world: The World

22-26:

- Notices detailed features of objects in their environment.

30-50:

- Can talk about some of the things they have observed such as plants, animals, natural and found objects.

Communication & Language: Speaking

30-50:

- Uses talk to connect ideas, explain what is happening and anticipate what might happen next, recall and relive past experiences.
- Uses vocabulary focused on objects and people that are of particular importance to them.



Westfield Nursery School March Home learning Activities

World Book Day: 04.03.21



Retelling Stories using comic strips.

You will need:

- You can either use the template provided at the end or create your own comic strip.
- Your favourite story
- Pens/ pencils

Method

1. Read your favourite story with a grown up.
2. Talk about what is happening in the story, discuss the pictures.
3. Create a comic strip to retell the story.

You can draw pictures in the boxes and add words to help tell the story.
Your grown up may need to help you at stages.

Links to Early Years Foundation Stage

Literacy: Reading

30-50:

- Listens to stories with increasing attention and recall.

Communication & Language: Listening and Attention

30-50:

- Listens to others one to one or in small groups, when conversation interests them.

40-60:

- Maintains attention, concentrates and sits quietly during appropriate activity.

Communication & Language: Speaking

30-50:

- Questions why things happen and gives explanations. Asks e.g. who, what, when, how.

30-50:

- Uses talk to connect ideas, explain what is happening and anticipate what might happen next, recall and relive past experiences.

Physical Development: Moving and Handling

30-50:

- Uses one-handed tools and equipment, e.g. makes snips in paper with child scissors.

40-60:

- Handles tools, objects, construction and malleable materials safely and with increasing control.



Westfield Nursery School March Home learning Activities

British Science week: 04.03.21-14.03.21

Fizzy Ice Cube experiment



You will need:

- Ice cube Tray
- 1 cup baking soda
- Half cup of water
- Vinegar
- Tray or Bowl
- Jug

Method

1. First mix the baking soda and water together (You can use food colouring to add colour).
2. Pour mixture into ice cube trays.
3. Freeze overnight.
4. Place cubes in tray.
5. Allow children to pour over vinegar and watch the reaction that happens.
6. Talk about what has happened, what they can see, and why they think this has happened?
7. You can talk about the shapes of the ice cube, the temperature and the reason it has fizzed is because the baking soda has reacted with the vinegar.

Links to Early Years Foundation Stage

Expressive Arts and Design: Exploring and Using Media and Materials

16-26:

- Notices and is interested in the effects of making movements which leave marks.

30-50:

- Explores colour and how colours can be changed.

40-60:

- Understands that different media can be combined to create new effects.

Understanding the World: The World

30-50:

- Can talk about some of the things they have observed such as plants, animals, natural and found objects.

30-50:

- Developing an understanding of growth, decay and changes over time

Communication and Language: Speaking

30-50:

- Uses talk to connect ideas, explain what is happening and anticipate what might happen next, recall and relive past experiences.



Westfield Nursery School March Home learning Activities

Mother's Day: 14.03.21



Mother's Day Egg Cup Flowers

You will need:

- Lolly sticks or straws
- Eggs carton
- Paint
- Glue
- Brushes

Method

1. Cut out each individual egg cups.
2. Snip carton cups into sections.
3. Paint the flowers whatever colour you wish.
4. Paint the lolly stick and use as the flower stem.
5. Glue the dry egg cup onto the top of the lolly stick.

Links to Early Years Foundation Stage

Physical Development: Moving and handling

16-26:

- Makes connections between their movement and the marks they make.

Expressive Arts and Design- Exploring and Using Media and Materials

16-26:

- Notices and is interested in the effects of making movements which leave marks.

22-36:

- Experiments with blocks, colours and marks.

30-50:

- Explores colour and how colours can be changed.

40-60:

- Understands that different media can be combined to create new effects.

Understanding the World- People and Communities

30-50:

- Recognises and describes special times or events for family or friends.



Westfield Nursery School March Home learning Activities

Spring 20.03.21-21.06.21

Spring Bird Feeders

Bird feeders are great for children to learn about their natural world around them. Understanding the world they live in plays an important part in child development. This activity helps them understand the importance of caring for animals, and they are able to learn about what animals can eat.

You will need:

- Bird seed mix
- Gelatine
- Boiling water
- Mixing bowl and spoon
- Yogurt pot
- Pipe cleaner/ string/ wool



Method

1. Add two sachets of gelatine into hot water and mix well (adult supervision required).
2. Add the packet of bird feed.
3. Allow the child to mix the feed and water together. (Constant supervision is required).
4. Place the mixture into yogurt pots.
5. Bend a pipe cleaner/ string/ wool and place it in the top of the mixture so it makes a loop.
6. Leave to set over night.

Links to Early Years Foundation Stage

Understanding the World: The World

22-36:

- Notices detailed features of objects in their environment.

30-50:

- Comments and asks questions about aspects of their familiar world such as the place where they live or the natural world.
- Can talk about some of the things they have observed such as plants, animals, natural and found objects.
- Developing an understanding of growth, decay and changes over time.

Communication and Language: Speaking

30-50:

- Uses talk to connect ideas, explain what is happening and anticipate what might happen next, recall and relive past experiences.



Match the pattern




Identify the color pattern. Complete the picture with the correct color.





Westfield Nursery School
March Home learning Activities





Nature Scavenger Hunt



dog



bug




something green



pine cone



stick



something yellow



something orange



leaf



butterfly



flower



something blue



something red



bird



tree